

**0414491109 EUP Pump 0414 Series Technical File**

SKU1: Y1T30414491109



SKU2: W20000B2B491109



## 0414491109 EUP Pump 0414 Series Technical File

### Content

1. 0414491109 EUP Pump Introduction .....	2
1.1. 0414491109 EUP Pump Basic Information .....	2
1.2. 0414491109 EUP Pump Common Part Number .....	2
1.3. 0414491109 EUP Pump Matching Information .....	2
1.4. 0414491109 EUP Pump Parameter .....	2
1.5. 0414491109 EUP Pump Specifications and Dimensions .....	2
1.6. 0414491109 EUP Pump Quality Control .....	3
1.7. 0414491109 EUP Pump Customized Service .....	3
1.8. 0414491109 EUP Pump Packing List and Package Size .....	3
1.9. 0414491109 EUP Pump Testing Standard and Certificate .....	4
1.10. 0414491109 EUP Pump Warranty Instructions .....	5
1.11. 0414491109 EUP Pump Manufacturer .....	6
2. 0414491109 EUP Pump Technical Support .....	6
2.1. 0414491109 EUP Pump Part Number Location .....	6
2.2. 0414491109 EUP Pump Installation .....	7
2.3. Reasons for 0414491109 EUP Pump Not Working Normally .....	8
2.4. Causes of 0414491109 EUP Pump Being Damaged .....	8
2.5. 0414491109 EUP Pump Technical Support Obtaining Methods .....	9
3. 0414491109 EUP Pump Purchase and Delivery .....	9
3.1. 0414491109 EUP Pump Purchase Payment Term .....	9
3.2. 0414491109 EUP Pump Main Sales Markets .....	9
3.3. 0414491109 EUP Pump Declaration Requirements .....	9
3.4. 0414491109 EUP Pump Shipping Ways .....	9
3.5. 0414491109 EUP Pump Lead time .....	10
3.6. 0414491109 EUP Pump Logistics Time for Destination Out of China's Areas .....	10
3.7. 0414491109 EUP Pump Packing .....	10
4. 0414491109 EUP Pump Storage Standard .....	11
5. Company Information .....	12
5.1. Company Introduction .....	13
5.2. Salesmen's Contact Information .....	13
6. Copyright Statement .....	13

## 0414491109 EUP Pump 0414 Series Technical File

### 1. 0414491109 EUP Pump Introduction

#### 1.1. 0414491109 EUP Pump Basic Information

Title	Original new <b>0414 Series</b> 0414491109 EUP Pump	Quality
SKU 1	Y1T30414491109	Original New
SKU 2	W20000B2B491109	Original New

#### 1.2. 0414491109 EUP Pump Common Part Number

##### (1) EUP Pump Exchange Information

EUP Pump Part Number	Compatible Number	OE Number
0414491109	/	211 2405/02112405

##### (2) EUP Pump Application Information

Vehicle Brand	Car Model	Engine Model
KAVZ KURGAN	Bus	BF6M 1013-33E3

##### (3) EUP Pump Part Number Common Writing

0414491109, 0 414 491 107,0414 491 107, 0414107 491 107,0414491 107,0414491109, 0414 491107, 2211 2405,02112405

#### 1.3. 0414491109 EUP Pump Matching Information

Vehicle Brand	Series	Car Model	Production Date	Power (KW)	Horse Power	Emission Standards	Manufacturer	Emissions (L)	Cylinder	Power Source (V)
KHD	0414	/	/	/	/	/	/	/	/	/

#### 1.4. 0414491109 EUP Pump Parameter

Adaptation System: **Common Rail System**

EUP Pump Series: **0414 Series**

Parameter Performance: **PFM1P100S1009**

EUP Pump Type: **Electromagnetic Unit Pump**

#### 1.5. 0414491109 EUP Pump Specifications and Dimensions

EUP Pump Size: **20cm\*5 cm \*5 cm = 500cm<sup>3</sup> (L\*W\*H=V)**

EUP Pump Net Weight: **1kg**

Gross Weight: **1.05 kg**

EUP Pump Quality: **Original New**

Package Size: **22cm\*7cm \*7cm = 1078cm<sup>3</sup>**

EUP Pump Type: **Diesel Common Rail EUP Pump**

MOQ: **1 Pieces**

**1.6. 0414491109 EUP Pump Quality Control**

**(1) EUP Pump Testing**

All EUP Pump spare parts are tested for electrical characteristics, accuracy, high temperature, low temperature, withstand voltage, leakage, durability, and various working conditions.

**(2) EUP Pump Assembling**

And the quality control of the EUP pump production and installation process, our company strictly follows the standard product installation data and product installation steps to install, such as EUP pump stroke test, EUP pump solenoid valve tightening torque.

**(3) EUP Pump Inspection**

The factory inspection of the EUP pump is undergone full inspection, random inspection, and batch inspection three inspections. Different brands of test benches are used to test the same EUP pump for a total of no less than three times for factory inspection, and the EUP pump installation testing environment are progressed in dust-free workshop.

**1.7. 0414491109 EUP Pump Customized Service**

**(1) EUP Pump Customized Service:** Meet the customized needs of OEM manufacturers for shell lettering, logo engraving, EUP pump internal packaging, EUP pump external packaging and labels customized, etc.

	
<p>EUP pump house lettering and QR code</p>	<p>EUP pump box and label</p>

**(2) EUP Pump Customized Service Requirements:**

The purchased of customized EUP pump are not less than **10 pieces**.




Customized EUP pump packages no less than **1000 pieces**.


When the customized products involve the need of specify logo, the OEM manufacturer needs to provide trademark authorization and the sample of logo image file.

**▲ Once the customized EUP pump is sold, it cannot be returned or exchanged if there is no quality problems.**

**1.8.0414491109 EUP Pump Packing List and Package Size**

**(1) EUP Pump Spare Parts List**

No.	1	2	3
Image			
Name	EUP Pump	VCI Anti-rust Bag	Oil Absorbing Paper
Description	EUP pump part number: 0414491109	Prevent EUP pump from rusting	Protect the unit pump from leakage

No.	4	5	6
Image		/	/
Name	EUP Pump Packing Box	/	/
Description	Place EUP pump and EUP pump accessories	/	/

⚠ Minors are forbidden to use the EUP pump assembly, O-ring, gasket, protective cover, EUP pump house protective cover, solenoid valve protective cover, VCI anti-rust bag, and air bubble bag to avoid personal injury.

⚠ O-ring and gasket are disposable installation accessories, and need to be replaced for re-installation.

⚠ The protective cover is recyclable accessories that can be reused.

⚠ VCI anti-rust bags and bubble bags are non-degradable materials, please dispose of them properly after using.

⚠ The EUP pump and the installation parts should be coated with appropriate sealing oil during installation.

**(2) EUP Pump Box Size**



No.	Name	EUP Pump Package Size (cm)
1	EUP Pump Box	17*9*7

**1.9.0414491109 EUP Pump Testing Standard and Certificate**

Shumatt can provide the factory quality inspection test report of each EUP pump to ensure that each



EUP pump delivered meets the engine performance indicators.



**1.10. 0414491109 EUP Pump Warranty Instructions**

**(1) Product Warranty Conditions and Instructions**

It is necessary to provide pictures, videos, or test reports detected by the EUP pump inspection equipment when the EUP pump is abnormal during use as evidence to feed back to the salesman. Abnormal conditions are properly explained such as: 1.Smoke, 2. Engine shake, 3. Difficulty starting the engine, 4. Engine noise, 5. oil leakage etc.

**(2) EUP Pump Warranty Coverage**

Within 15 days after customer receives the 0414491109 injector, if there is a performance failure and the product has no appearance damage, customer can choose to replace it or repair it;

If the 0414491109 EUP pump has performance problems during the warranty period (6-12 months), and it is confirmed that it is product’s problems after testing, you can contact our salesmen to replace the same model or a reworked product with the same performance for free;

If the EUP pump house has obvious scratches, it can only be repaired and it will be returned as it is if the product is confirmed to be fault-free.

**▲ Tips: For products not covered by warranty, our company can provide paid maintenance services. For products after paid repaired, the same performance problem will have a free warranty period within 3 months from the date of repairing.**

**(3) EUP Pump Out of Warranty Coverage**

- The warranty period has expired.

- EUP pump working failure caused by high temperature, high pressure, humidity, rain and snow, saline-alkali land, earthquake, and used in abnormal environment.
- Customer disassembles or repairs the EUP pump personally resulting in damage to the EUP pump.
- EUP pump damage caused by man-made reasons (throwing, strong magnetic field magnetization, set fire).
- EUP pump working failure or EUP pump damaged caused by non-EUP pump design, technology, manufacturing, quality and other issues.
- EUP pump working failure due to system pressure exceeding system approved pressure.
- EUP pump working failure caused by system voltage exceeding approved voltage.
- EUP pump working failure caused by impurities (water, lead, aluminum powder, iron powder, sulfide) in the system fuel exceeding the standard requirements.
- EUP pump working failure caused by not installing according to the tightening torque specified in the vehicle engine maintenance manual (the tightening torque is too large or too small).
- EUP pump working failure caused by not following the installation angle specified in the vehicle engine maintenance manual.
- EUP pump working failure caused by not following the cleaning requirements specified in the vehicle engine maintenance manual.
- EUP pump working failure caused by failure to replace consumable parts as specified in the vehicle engine maintenance manual.
- EUP pump working failure caused by not complying with the intake system fit clearance and exhaust system fit clearance requirements specified in the vehicle engine maintenance manual.
- Failure to replace the consumable parts and the fitting clearance of the oil inlet system pipeline and the EUP pump connection in accordance with the fuel intake system specified in the vehicle engine maintenance manual.

**1.11. 0414491109 EUP Pump Manufacturer**

**EUP pump manufacturer:** Shenzhen Shumatt Technology Co., Ltd

**2. 0414491109 EUP Pump Technical Support**

**2.1. 0414491109 EUP Pump Part Number Location**

1) E.g.: The EUP pump part number location is as follows

No.	Name
A	brand, logo, part number, series number
B	part number



## 2.2.0414491109 EUP Pump Installation

### (1) .0414491109 EUP Pump Installation Precautions:

⚠ The replacement of the EUP pump must strictly follow the electrical system, the approved pressure of the low-pressure fuel intake system, the approved pressure of the high-pressure fuel circuit system, and fuel system replacement consumables requirements (including the low-pressure fuel circuit system filter and the high-pressure fuel circuit) specified in the vehicle engine maintenance manual,

⚠ Replacement of wearing parts of the fuel system, cleaning requirements for the connection between the fuel system and the injector, the fitting clearance of the EUP pump connection, the installation angle and tightening torque of the injector, the fitting clearance of the intake system, and the fitting clearance of the





exhaust system to ensure the service life of the engine and the normal operation of the injector.

⚠ When installing the EUP pump on the engine, it is necessary to clean the engine block, cylinder head and other parts connected to the EUP pump, and ensure that there is no dust, carbon deposits, water, rust spots, etc.

⚠ When installing the EUP pump, apply lubricant between the EUP pump, sealing gasket and O-ring.

⚠ When installing the EUP pump on the engine, please carefully check the components related to the installation of the EUP pump, such as the EUP pump pressure plate, screw, EUP pump rod and other accessories are not deformed, and install it in strict accordance with the operation steps of the engine maintenance manual.

⚠ It is forbidden to operate the bare EUP pump for a long time in an environment with serious dust pollution and corrosion to iron products.

⚠ It is forbidden to operate the bare EUP pump for a long time in a strong magnetic field environment.

### 2.3. Reasons for 0414491109 EUP Pump Not Working Normally

- (1) There is air in the oil circuit of the engine fuel system.
- (2) Vehicle oil pump oil supply system is not normal.
- (3) Engine common rail system oil leakage or pressure limiting valve damage.
- (4) There is a short circuit, cutting out and poor contact in the wiring harness connected to the EUP pump of the vehicle.
- (5) The long-term placement of the EUP pump causes the anti-rust oil to solidify, and the internal components are stuck or the oil holes are blocked.

⚠ Before installing, carefully check whether other components in the common rail system except the EUP pump are damaged so as to prevent the EUP pump from not working properly after being replaced.

### 2.4. Causes of 0414491109 EUP Pump Being Damaged

- (1) The operator does not operate properly according to engine maintenance manual during disassembly or installation, resulting in damage to the EUP pump.
- (2) The fuel oil used for the vehicle does not meet the standard cause damage to the EUP pump, such as: the water content in the fuel oil exceeds the standard, iron powder, aluminum powder, sulfide impurities exceed the standard, etc.
- (3) The engine is not regularly maintained according to the engine maintenance manual (please refer to the vehicle maintenance manual for the maintenance mileage). For example, failure to replace the lubricating oil of the engine system for a long time will cause abnormal wear of the engine, excessive exhaust gas volume or a large amount of carbon deposits inside the engine. The filter is not replaced during maintenance or the replaced filter cannot reach the original filter standard. all above reasons can cause damage to the injector.
- (4) The abrasion of the oil pump produces iron powder and aluminum powder enter the EUP pump and

cause damage to the EUP pump.

(5) The deformation and abrasion of fuel tank result in iron powder or aluminum powder entering the EUP pump and causing damage to the EUP pump.

(6) The EUP pump is damaged due to replacement or adjustment of the relevant parts of the EUP pump. For example, the valve clearance does not meet the standard after the engine is repaired, the replacement or modification of the wiring harness connected to the EUP pump fails to meet the original standard.

(7) The engine is overheated and overloaded for a long time working results in damage to the EUP pump.

(8) The EUP pump will be damaged naturally at the end of its working life.

(9) The EUP pump is magnetized (EUP pump parts' magnetic exceeded) causing the EUP pump to not work properly.

**▲ Before replacing the EUP pump, please check the engine parts carefully according to the engine maintenance manual to avoid the EUP pump being damaged again after replacement.**

## 2.5. 0414491109 EUP Pump Technical Support Obtaining Methods

(1) EUP Pump Technical File , visit <http://shumatt.com> to get the technical file.

(2) **EUP Pump Technical Videos**

**Facebook:** Visit <https://www.facebook.com/hison.li> to get the technical videos, constantly follow can get more information.

**YouTube:** [https://www.youtube.com/channel/UCByvYBx7VjV\\_mAfxh\\_Hu-aw](https://www.youtube.com/channel/UCByvYBx7VjV_mAfxh_Hu-aw) to get the technical videos, constantly follow can get more information.

**Shumatt:** Visit <http://shumatt.com> to get the technical videos.

(3) EUP Pump Information Query Software

TruckBook Parts EPC APP, Android/Apple App Store download and install, visit <http://shumatt.com> to get the download and installation tutorial

(4) Search The EUP pump test data through TruckBook Parts EPC APP.

## 3.0414491109 EUP Pump Purchase and Delivery

### 3.1.0414491109 EUP Pump Purchase Payment Term

**Payment Terms:** T/T, PayPal, Alipay, WeChat

**Please contact our salesmen for specific payment information.**

### 3.2.0414491109 EUP Pump Main Sales Markets

EUP pump main sales markets: Asia, Europe, North America, South America, Africa etc.

### 3.3.0414491109 EUP Pump Declaration Requirements

**Shumatt can assist customers to provide the following documents for import customs clearance: contract, invoice, packing list, bill of lading, insurance policy, certificate of origin, etc.**

### 3.4. 0414491109 EUP Pump Shipping Ways

**Destination in China areas:** SF Express, Debon Express, the corresponding logistics company can be provided

according to customer requirements in special cases.

**Destinations out of China's areas:** DHL, UPS, FedEx, TNT air, ocean or other shipping methods required by customers.

**3.5. 0414491109 EUP Pump Lead time**

**Lead time:** Send out within 3 – 7 working days after receiving payment ( Except for special products and special cases ) .

**3.6. 0414491109 EUP Pump Logistics Time for Destination Out of China's Areas**

**DHL Logistics Time :**

Country or Region of Departure	Hong Kong, China	Other Countries or Regions of Asia	Australia and New Zealand	Europe	America	Other Countries
China's Mainland	7 Days	7 Days	8 Days	8 Days	8-12 Days	7-10 Days

**UPS Logistics Time: Country or Region of Departure: China's Mainland**

Country of Destination	Estimated Arrival Time	Country of Destination	Estimated Arrival Time	Country of Destination	Estimated Arrival Time
Japan	3 Days	UK	5-7Days	Egypt	5-7 Days
Turkey	5-7 Days	Singapore	3 Days	Switzerland	5-7 Days
Bahrain	5-7 Days	Latvia	7-10 Days	New Zealand	7-10 Days
Sri Lanka	5-7 Days	Thailand	3 Days	Austria	5-7 Days
Romania	5-7 Days	Vietnam	3-5 Days	Estonia	5-7 Days
Malaysia	3-5 Days	Israel	5-7 Days	Mexico	7-10 Days
France	5-7 Days	America	5-7 Days	United Arab Emirates	5-7 Days
Italy	5-7 Days	Netherlands	5-7 Days	Bengal	7-10 Days
Lebanon	5-7 Days	Philippine	3-5 Days	Greece	7-10 Days
South Korea	3 Days	Spain	5-7 Days	Myanmar	5-7 Days
Canada	5-7 Days	Germany	5-7 Days	Saudi Arabia	7-10 Days
Portugal	5-7 Days	Australia	5-7 Days	South Africa	7-10 Days
Denmark	5-7 Days	Belgium	5-7 Days	Ukraine	7-10 Days
India	7-10 Days	Qatar	7-10 Days	Poland	5-7 Days
Indonesia	3-5 Days	Morocco	7-10 Days	Pakistan	7-10 Days
Kuwait	7-10 Days				

 **The logistics time is for reference only , subjects are according to the actual arrival.**

**3.7. 0414491109 EUP Pump Packing**

**Domestic express packaging:** Usually wrapped in waterproof scotch tape, such as picture No.1.

**International express packaging:** Wrapped with waterproof yellow tape After wrapping the black protective film, such as picture No. 2.

**Pallet Shipping:** Use fumigation free and recycling trays that meet export requirements, and use white wrapping protective film to wrap and bind with cable ties for the outside, such as picture No. 3, also, the products can be packaged according to customers' requirements.

 **The packing tray is made of plastic and can be recycled.**

⚠ Transparent tape, yellow tape, black wrapping protective film, white wrapping protective film are non-degradable materials, please dispose of them properly.


⚠ Minors are prohibited from using transparent tape, yellow tape, black wrapping protective film, and white wrapping protective film to avoid personal injury.



Pic No. 1

**Domestic express packaging:**

Wrapped with Transparent tape



Pic No. 2

**International express packaging:**

Wrapped with yellow tape after wrapping black protective film



Pic No. 3

**Pallet Shipping:** Use pallet that meet export requirements, and use white wrapping protective film to wrap and bind with cable ties

#### 4.0414491109 EUP Pump Storage Standard

##### (1) Choose a suitable storage place

The warehouse and cargo yard where the EUP pump is stored should be kept clean and dry, and away from the factory buildings that generate harmful gases and dust; do not mix with acids, alkalis, salts and other

substances; the storage place should have a good drainage system; the cargo yard should be flattened with gravel or furnace ash etc. to enhance the water permeability of the surface layer to keep the reservoir area dry.

**(2) Strict requirements of warehousing**

Strict inspections should be carried out when the EUP pumps are put into storage, the surface cleaning work should be done well to remove water traces, oil stains, ash and other dirt, remove the rust and do anti-rust treatment in time. Packaged injectors must be protected from damage.

**(3) Keep the warehouse dry and preventing moisture**




The relative humidity is usually below 70% for the EUP pumps placed in the room, and the corrosion of the EUP pumps is significantly reduced.

EUP pumps must be stored in the warehouse, and they are forbidden to store in the same warehouse with commodities with high water content.

**(4) Stack Properly**

After the EUP pump is exposed to rain, the corrosion rate will increase significantly. The purpose of sealing is to isolate the EUP pump from rainwater and humid air, so the warehouse window should be checked in time to avoid rainwater entering the warehouse

If the EUP pump package is damaged, it should be repaired or replaced; when the package is damp, the packaging material should be dried; if the original anti-corrosion and oil applied at the factory is found to be damaged or dried up, it should be cleaned and re-applied oil in time.

-  **It is forbidden to leave the EUP pump exposed in the air for a long time.**
-  **It is forbidden to store acid, alkali, salt and other substances together with the EUP pump.**
-  **The unpacked EUP pump must be rust-proof during secondary storage.**

**5. Company Information**






## 5.1. Company Introduction


**Chinese Name:** 深圳市舒马特科技有限公司

**English Name:** Shenzhen Shumatt Technology Co., Ltd


 **Mob Phone/WeChat:** +86-13410541523


 **HK Telephone:** +852-67653519


 **Telephone:** +86-755-23215133


 **Email:** ruby@shumatt.com

 **Website:** www.shumatt.com

 **Shenzhen Office:** 11-12, Floor 14, Building 13, Qinchengda Building, Exit A, Honglang North Subway Station, Bao'an District, Shenzhen, China's Mainland

 **Shenzhen Office:** Exit C, Qiao Touxu Metro Station, NO. 66 Chongqing Road, Fuhai Avenue, Bao'an District, Shenzhen, China Mainland

 **Hong Kong Office:** Jianfa Street Industrial Zone, Tuen Mun, New Territories, Hong Kong, China

 **After-sales Service Address:** Please contact our salesmen to obtain and provide the corresponding product maintenance reasons (Reference: [1.10. 0414491109 EUP Pump Warranty Instructions](#))

## 5.2. Salesmen's Contact Information

No.	Name	WeChat/WhatsApp	Email
1	Ruby	+86-13410541523	ruby@shumatt.com
2	Ivy	+86-18025299821	sales@shumatt.com
3	Rebecca	+86-18025349821	sales01@shumatt.com
4	Janny	+86-18028749821	sales02@shumatt.com
5	Sam	+86-13316859821	Sales8@shumatt.com
6	Natalie	+86- 18938945856	sales15@shumatt.com
7	Ada	+86-1342286353	sales5@shumatt.com
8	Hison Li	+86-18318811871	web@shumatt.com
9	Mecca	+86-18938948618	sales11@shumatt.com
10	Eric	+86 18319033618	sales3@shumatt.com
11	Wayne ( Joaquín en español )	+86-13316959821	wayne@shumatt.com
12	Sylvia	+86 18312499884	sales6@shumatt.com

Visit <http://shumatt.com> to obtain the latest information of salesmen

**PS:** Shumatt's salesmen's emails are all end with **@shumatt.com**

## 6. Copyright Statement

The copyright of any contents (including but not limited to parameters, data, text, charts, images, sounds



or videos, etc.) provided in "0414491109 EUP Pump 0414 Series Technical File" belong to Shenzhen Shumatt Technology Co., Ltd. Without the prior written permission of Shenzhen Shumatt Technology Co., Ltd., you are not allowed to modify any contents in "0414491109 EUP Pump 0414 Series Technical File" in any way. At the same time, any conditions to spread, repost, display the contents of "0414491109 EUP Pump 0414 Series Technical File" should indicate that the cited article is from Shenzhen Shumatt Technology Co., Ltd., Any actions failure to follow above conditions to use "0414491109 EUP Pump 0414 Series Technical File" will violate the "Copyright Law of the People's Republic of China" and other laws and regulations and the provisions of relevant international conventions.